

HSHS Senior Assembly

CLASS OF 2025



While you wait... Everyone **MUST**
complete the Future Plan Survey.
DO THAT NOW!

You will not get your tickets unless this
is completed!



Agenda of Topics Covered

- Senior Surveys
- Transcripts
- Graduation
 - Details
 - Expectations
 - Logistics
 - Procedures
 - Name Pronunciation
- Sign the Senior Mural, Pick Up Senior T Shirt and Graduation Tickets

TRANSCRIPTS
MUST BE
REQUESTED
BY JUNE 23,
2025



FINAL TRANSCRIPT REQUEST

SENIORS WILL SUBMIT FINAL TRANSCRIPT
REQUESTS ONLINE

- For **IN STATE** Schools- Your final transcript must be requested through BOTH

CFNC.org AND **<https://wcpss.scriborder.com>**

Log into or create your CFNC account to access the **APPLICATION HUB**. From there, verify your final transcript has been requested/sent. If not, use the **REQUEST TRANSCRIPT** function to send your final transcript.

- For **OUT OF STATE** Schools- You must request a final transcript online at

<https://wcpss.scriborder.com>

Please indicate in "Special Instructions" that this is a **FINAL TRANSCRIPT**. Students using scriborder will receive 3 free transcripts, so be sure to group your transcript requests together.

Final Transcript requests **MUST BE REQUESTED BY**
MONDAY, June 23, 2025

SCHOLARSHIPS

Please share ALL award emails/letters regardless if you are accepting them or not.

Fill out the Scholarship Google Form:



Scholarship are still available.

Check out our scholarship page for more information.

Graduation Details

Wednesday, June 18 at
8:00pm

Arrive at 6:45pm



Raleigh Convention Center
500 S. Salisbury St. Raleigh
NC 27601

The closest public parking decks to the Raleigh Convention Center are located at

- Lenoir Street between Salisbury Street and Fayetteville Street
- Lenoir Street between Salisbury and McDowell Street
- South Street between Salisbury and McDowell Street
- Davie Street between McDowell and Dawson Street
- Cabarrus Street between McDowell and Dawson Street
- Salisbury Street between Cabarrus and Davie Street

[LINK TO INTERACTIVE PARKING MAP](#)

Graduation Expectations - Tickets

Graduation Tickets

For the Class of 2025, students will receive **9 tickets** for graduation. It is important to remember with tickets:

- Tickets are distributed to students and it is not a function of the school as to how the student distributes them to friends or family.
- There is no process for requesting additional tickets.
- Students are free to give away their tickets to another student / family if they choose.
- EVERY person entering the Raleigh Convention Center must have a ticket regardless of their age. This includes infants. This is a function of the fire code for the facility and is a Raleigh Convention Center rule, not an HSHS rule.
- Tickets will not be distributed to students until all obligations to the school are met.

Ticket Distribution

Last Names A - Da : Ms. Washington

Last Names De - Hi : Mrs. Murray

Last Names Ho - Mc : Ms. Perry

Last Names Me - Sc : Mrs. McCallum

Last Names Se - Z : Mrs. Saltzman

Graduation Expectations – Fines, Fees, Laptops

Fines, Fees, & Obligations to the School

Students must clear all fines, fees, and other obligations (including student laptops - returned to the Media Center) to the school prior to being able to participate in graduation or receive their tickets to graduation. Students will periodically receive an update on fines and fees owed during the school year. Questions about fines and fees can be addressed to the school bookkeeper, Mrs. Geikler, rgeikler@wcpss.net



Graduation Expectations – Attire

Graduation Attire

Graduation is a formal event with a specific dress code for students. In general it includes the following expectations.

- All students participating in graduation must wear the HSHS approved cap & gown. As the style of the gown has not changed, students may wear a cap and gown from a previous HSHS graduation if they choose.
- Men should wear a white dress shirt with a collar. They must also wear a tie. Neck ties or bowties are both appropriate. Pants must be dark in color. Shoes must be dark dress shoes. Jeans / denim are not appropriate.
- Ladies should wear a lightweight dress under the graduation robe. The dress should not exceed the length of the gown. Shoes should be dark dress shoes. Ladies who prefer may also wear dark pants.
- Students should be cautioned that footwear needs to be appropriate to comfortably walk briskly as well as walk up and down stairs safely.
- Caps are to be worn straight on the head and parallel to the floor. No decorations or alterations on caps and gowns will be permitted.
- Tassels are worn on the right side of the cap until the conclusion of the graduation ceremony. Graduations will be instructed to move their tassel to the left side to signify graduation during the ceremony. Note that tassels can fall off easily and we do not have replacements.
- Caps and gowns should be pressed and wrinkle free prior to the ceremony. Note that gowns melt easily if ironed. Wrinkles will generally “fall out” with steam.
- Only HSHS Club or Honor Society Cords, Capstone Hoods or Honors stoles should be worn.

Men or ladies who have any concerns about the dress code listed above should talk with Ms. Prue or Ms. Jones.

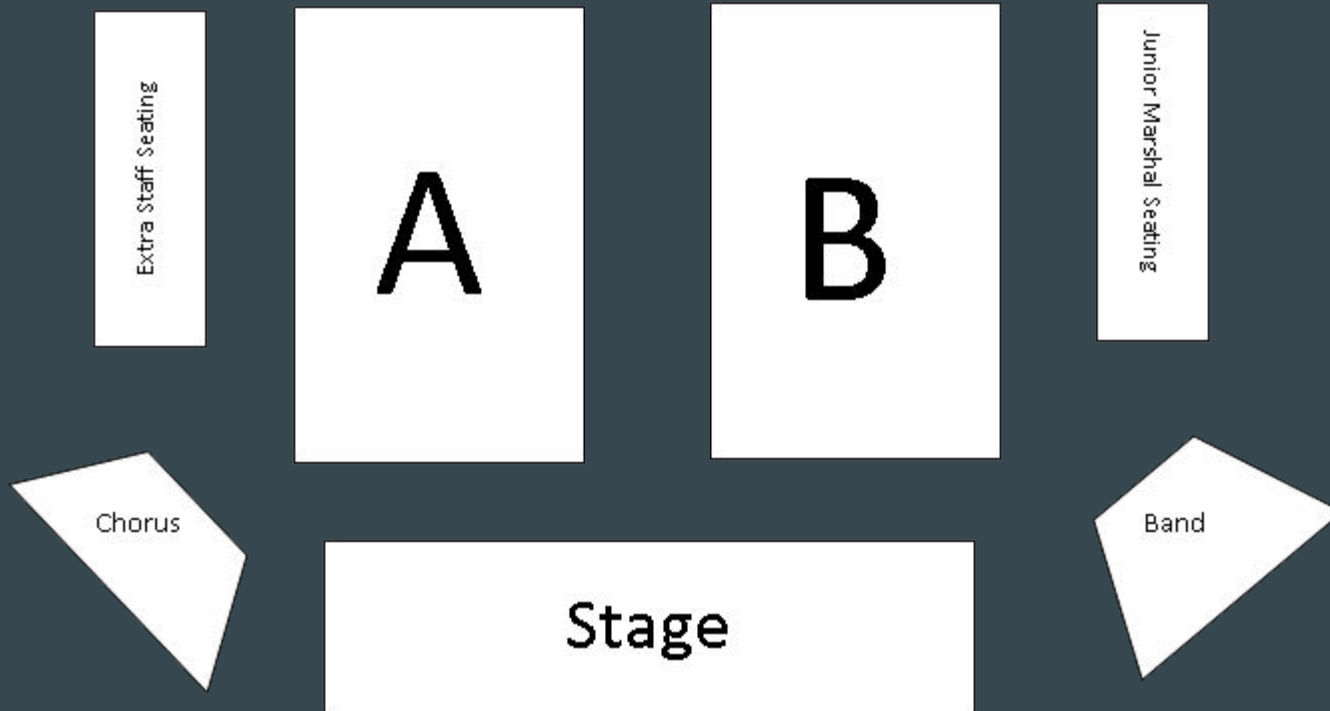
Graduation Logistics – Students

- Seniors must arrive one hour prior to the start of graduation. For the Class of 2025, this means that they must arrive by no later than 6:45 PM.
- Anticipate that graduation will conclude in no more than one hour.
- Do not bring items with you to graduation that you have to carry. You will not be permitted to carry them into the Convention Center.
- All electronic devices must be off during the entire ceremony. Graduates will not be able to use a phone as a camera at any point in the ceremony.
- Diplomas will be distributed immediately after the ceremony. All unclaimed diplomas will need to be picked up at HSHS the week following graduation.
- School rules apply to all graduation activities. Inability to follow school rules and graduation guidelines may impact your ability to participate in the ceremony. We want this to be a happy time for each graduate, but we will prioritize a dignified ceremony for the group as a whole.
- Yelling or pranks during graduation will distract from the ceremony. If necessary, students will be removed from the ceremony and/or their diploma withheld. If this happens, students will have to make arrangements to pick up their diploma at Holly Springs High at a later date.

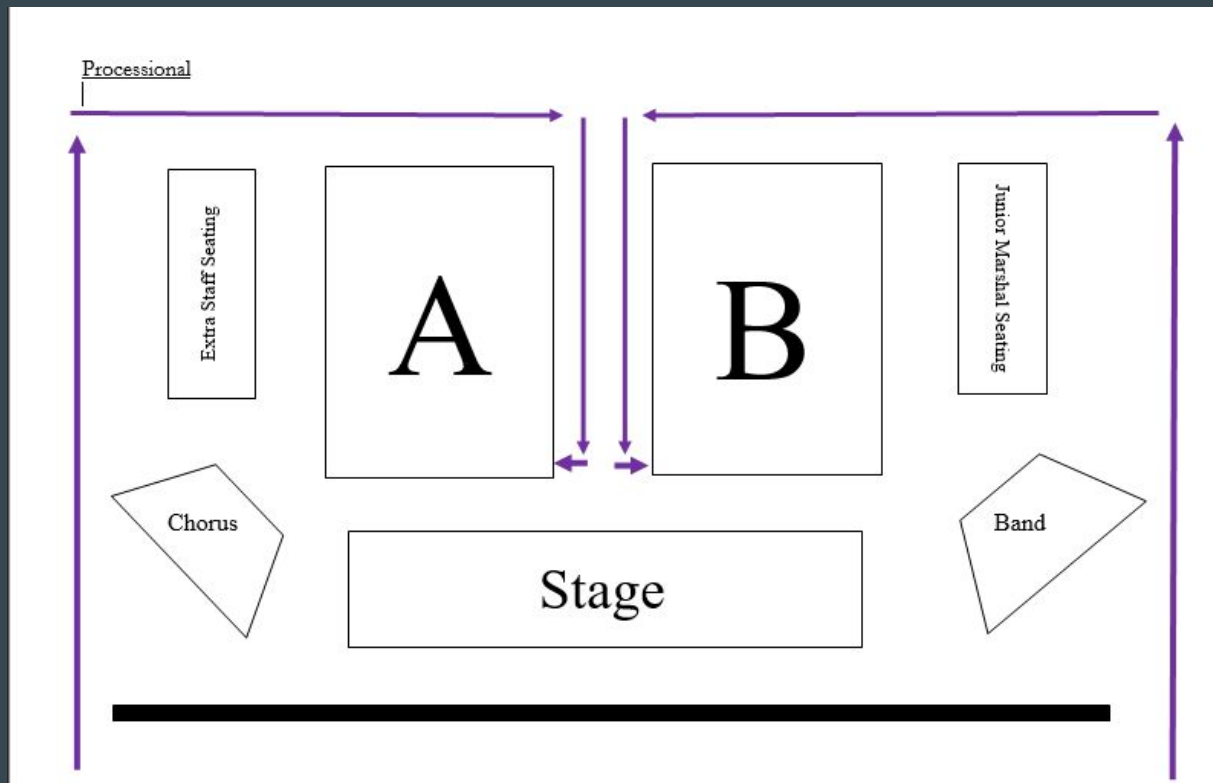
Graduation Logistics - Guests

- The Raleigh Convention Center requires all guests attending to have a ticket regardless of their age.
- The Raleigh Convention Center does not allow anyone to enter the facility with flowers, signs, balloons, noisemakers, wrapped packages, camera bags, book bags / backpacks, food or drinks.
- During the ceremony, individuals will be allowed to take pictures along the far wall to the right of the stage only.
- Seniors will graduate in alphabetical order. Each student will cross the stage and receive a diploma cover from the principal. The audience is asked to refrain from applause or noise in order for all seniors' names to be heard.
- A professional photographer will take a picture of each senior as s/he is presented the graduation diploma cover.
- The event will be live streamed. A link will be placed on the HSHS website within 24 hours before the event for families to use.
- Seating in the convention center is first come, first serve basis. Security staff will not allow guests to "save seats."
- For guests with special needs: There is a designated drop off area by the "Shimmer Wall" on McDowell Street for seniors and their guests who have difficulty walking.
- Guests with a wheelchair will be escorted by convention center staff to an appropriate area. If you anticipate guests in wheelchairs, please contact Ms. Prue (eprue@wcpss.net) to talk through supports and logistics for your family.

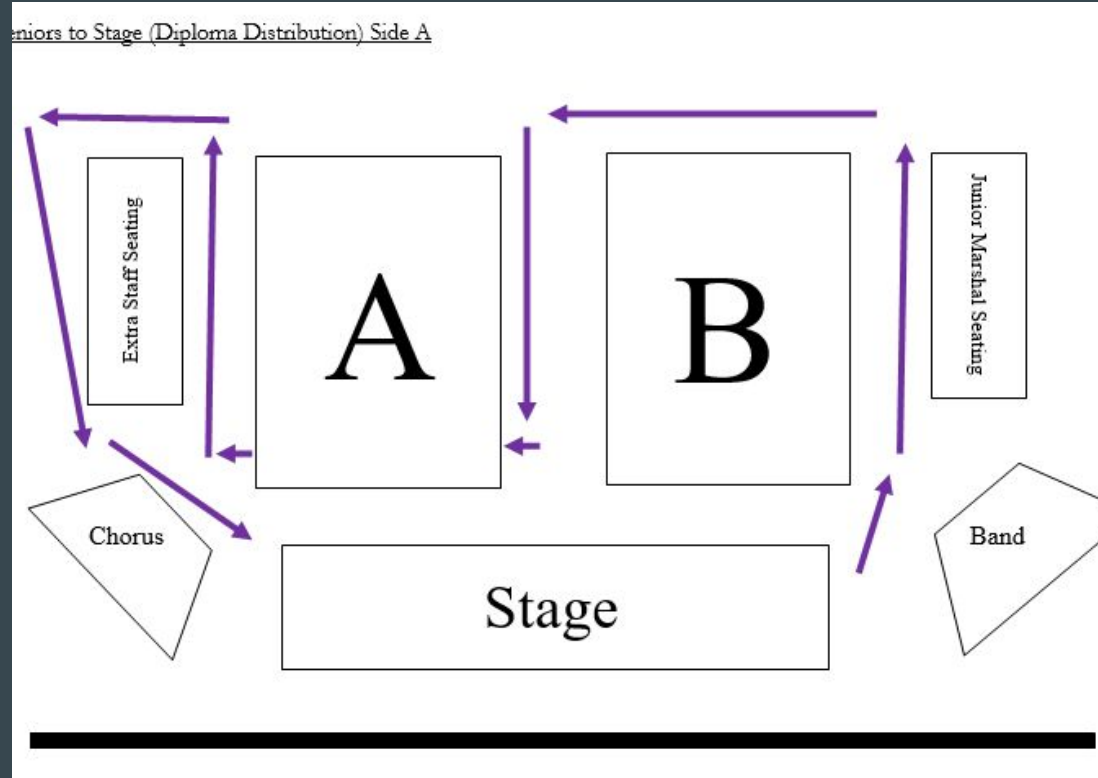
Graduation Procedures – Layout



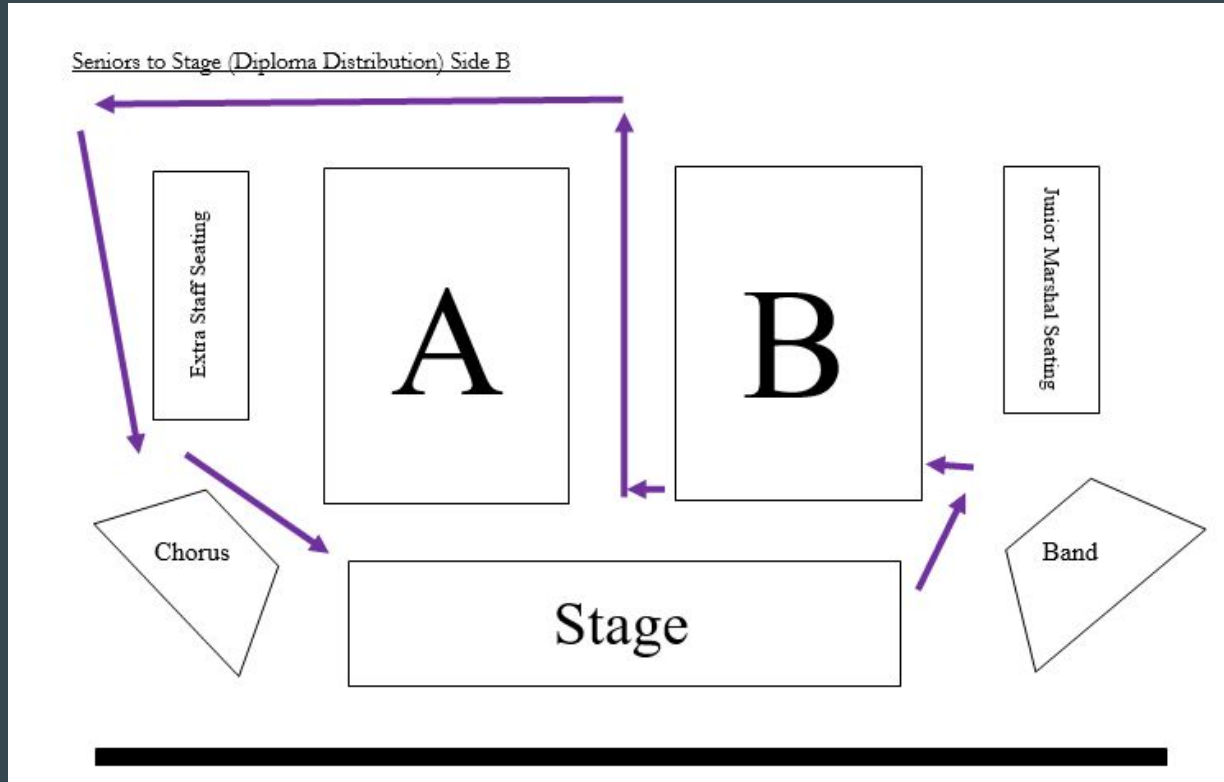
Graduation Procedures – Processional



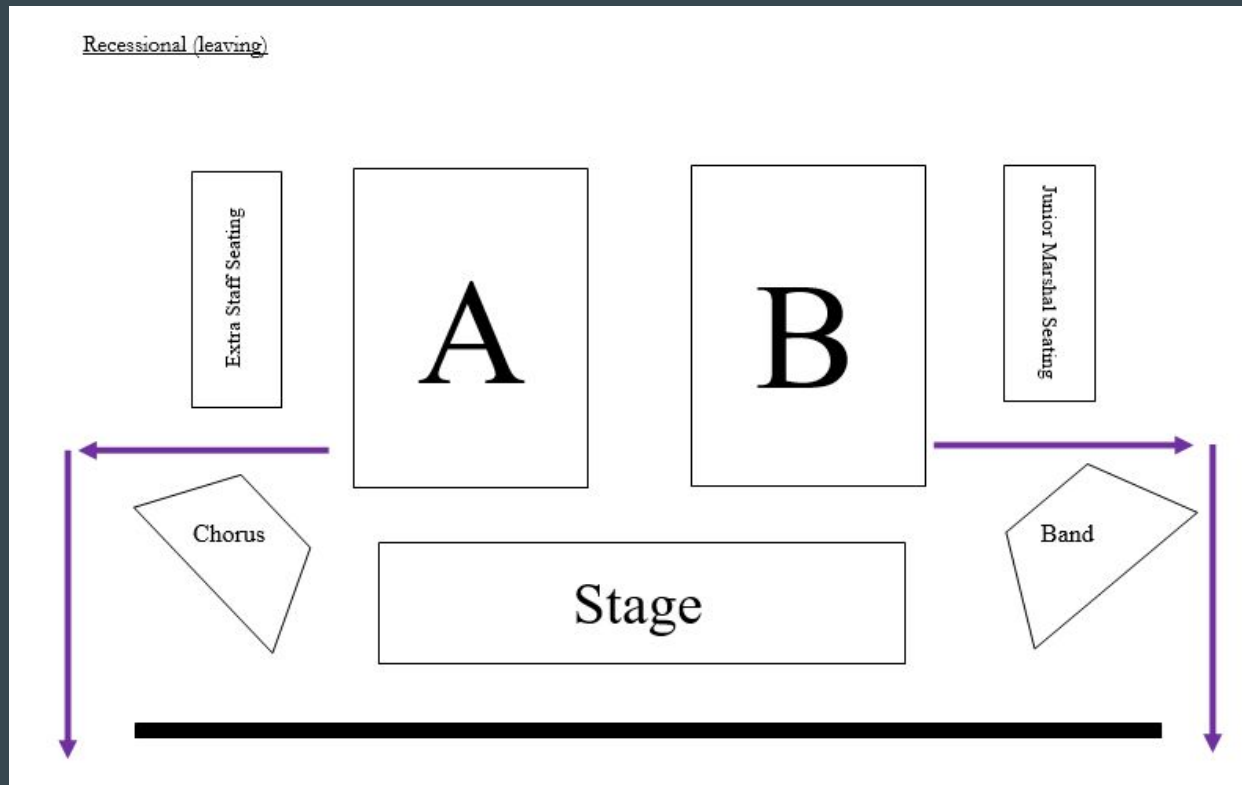
Graduation Procedures - Diploma Distribution



Graduation Procedures – Diploma Distribution



Graduation Procedures – Recessional



Name Pronunciation & Practice

- We all are going to head to the AUX Gym. Name Cards are placed on the chairs. FIND YOUR NAME and have a seat. This will be where you sit for graduation.
- Practice standing in unison and processing.
- Names will be read, THIS IS YOUR OPPORTUNITY TO SHARE CORRECT PRONUNCIATION OF YOUR NAME.

Senior Wall and Ticket Pick up

- After your name has been read you can make your way down the hall and sign your name on the Senior Wall.
- Then make your way to the Media Center
 - Pick up your Senior T-shirt and class gift from PTSA
 - Pick up your Tickets
 - All fees MUST be paid before you can get your tickets.

Congratulations
Class of 2025!